



# All Four Seasons

## GARAGE & ENTRY DOORS

### CARRIAGE HOUSE DOORS







Made in the USA.





Business Address:  
1061 Triad Court NE  
Suite #9  
Marietta, GA 30062

Contact Us:  
**770-517-7078**

[www.all4seasonsgarages.com](http://www.all4seasonsgarages.com)

## CONTENTS

---

### **4-5**

HEMLOCK

### **6-7**

RUSTIC KNOTTY

### **8-9**

EXTIRA SMOOTH

### **10-11**

EXTIRA V-GROOVE

### **12-13**

CLEAR WESTERN RED CEDAR

### **14-15**

ROUGH SAWN T1-11

### **16-17**

DOOR DESIGNS

### **18-19**

GLASS OPTIONS



# Hemlock V-Groove / Butt Joint Wood Carriage Doors



All Four Seasons Clear Hemlock Wood Carriage Doors comes constructed on a 1-1/4" Tongue and Groove fully insulated wood frame with Smooth Interior THB skin. With the options of 3/4" V-groove or Butt joint detail with 3/4" Rail and Stile face boards. Hemlock doors can be painted or stained to fit your needs. Hemlock doors can be constructed in our 3 and 4 Section Series doors designs. Square Arched Solid Top Sections available, along with all 3 and 4 Section Glass Top options. Refer to pages 20-23 for all design options.







3S LAKEWOOD 6LITE SQ ARCH



3S HAMPTON



V-GROOVE



BUTT-JOINT

A natural wood-grain texture captures the look of a classic carriage house door. Homeowners can easily customize the appearance with options such as windows & decorative hardware for an even more unique look and greater curb appeal.



4S ROOSEVELT



# Rustic Knotty Western Red Cedar Wood Carriage Doors



3S HAMPTON SPECIAL DESIGN



4S HAMPTON SPECIAL DESIGN GLASS



Our Rustic Knotty Cedar Carriage Doors yield a more distressed, rustic appearance with tight knots, versus the pristine smooth and seamless look of more common grains such as Clear Cedar & Hemlock.

With a 1-1/4" Tongue & Groove constructed insulated wood frame, Smooth Interior THB Skin, 3/4" V-Groove exterior detail and 3/4" Rails & Stiles. Our Rustic Knotty Cedar Doors can be constructed in our 3 & 4 Section Series door designs. Square Arched Solid Top Sections available, along with 3 & 4 Section Glass Top options. Refer to pages 20-23 for all design options.







4S WINDSOR SOLID



4S HAMPTON CUSTOM ARCH



3S LAKEWOOD CUSTOM ARCH



3S ROCHESTER DA 16LITE



# Smooth Skin Extira THB Wood Carriage Doors



All Four Seasons Smooth Extira THB Wood Carriage Doors are durable and built to last. Our carriage doors are constructed with a 1-1/4" Tongue and Groove fully insulated wood frame with a smooth interior and exterior THB Skin and 5/8" Maintenance Free Smooth Extira rails and stiles.

Extira is an engineered product that will not rot, shrink or absorb moisture. This is available in a smooth painted finish only. Refer to pages 20-23 for all design options.

All Smooth Extira Paint Grade Doors come primed with premium water block primer to ensure years of protection. Our wood doors can be constructed in our 3 and 4 Section door designs. Square Arched Solid Top Section available, along with 3 & 4 Section Glass Top options.







3S ALEXANDRIA 16LITE



4S MADISON SOLID



4S REMINGTON 16LITE SQ ARCH



3S LAKEWOOD DC SOLID



# Extra V-Groove Overlay Wood Carriage Doors



3S ARBOR 6 LITE CUDTOM ARCH

All Four Seasons Extra V-Groove Paint Grade Doors are available in painted options only. They are constructed of 1-1/4" Tongue & Groove fully insulated wood frame with 1/2" Extra V-Groove Overlay Exterior Ply-Skin and Smooth Interior THB Skin with 5/8" Extra Maintenance Free Rails & Stiles.

All V-Groove Paint Grade Doors come primed with premium water block primer to ensure years of protection. Extra V-Groove wood doors can be constructed in our 3 and 4 Section Series Designs. Square Arched Solid Top Sections are available, along with 3 and 4 Section Glass Top options as well. Refer to pages 20-23 for all design options.



3S LAKEWOOD DC SQ







3S HAMPTON SOLID



3S ALEXANDRIA



3S WOODBRIDGE 16LITE



3S ROCHESTER CUSTOM ARCH



# Clear Western Red Cedar Wood Carriage Doors



All Four Seasons Clear Western Red Cedar Doors are the right choice. Constructed on a 1-1/4" Tongue and Groove fully insulated wood frame with a Smooth Interior THB Skin. With 3/4" V-Groove Exterior Finish and 3/4" rails and stiles, our cedar doors will enhance the beauty of any architecture.

These cedar doors can be constructed in our 3 or 4 Section Series door designs. Square Arched Solid Top Section is an available feature, along with 3 & 4 Section Glass Top options as well. Refer to pages 20-23 for all design options.







3S ARBOR CHEVRON A 20LITE



4S WINDSOR 8LITE CUSTOM ARCH



3S ARBOR 16LITE



3S STERLING CHEVRON A



# Rough Sawn T1-11 Wood Carriage Doors



Door Architect's beautiful T1-11 doors can be either painted or stained. With the options of 4" O.C. or 8" O.C. detail, our T1-11 Rough-Sawn Doors are constructed with a 1-1/4" Tongue & Groove with fully insulated wood frame and Smooth Interior THB skin. Refer to pages 20-23 for all design options.







3S ALEXANDRIA DA 6LITE SQ ARCH



4S ROOSEVELT DA 8LITE

5/8" Premium Exterior Grade Plywood Overlay, with the option of 3/4" Clear Cedar Stain Grade Rails & Stiles or 5/8" Extra Paint Grade Maintenance Free Rails & Stiles.

**T1-11 custom feature options:**

- 3 & 4 Section Series Designs
- Solid Square Arched Tops
- 3 and 4 Section Glass Options



When choosing our paint grade option, all doors come primed with premium water block primer to ensure years of protection. Our stain grade options come fully sanded and all nail holes are filled and ready for stain upon completion of installation.




3S ALEXANDRIA DA 8LITE

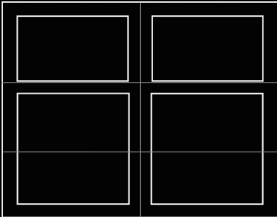


3 SECTION

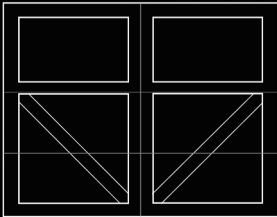
ALEXANDRIA



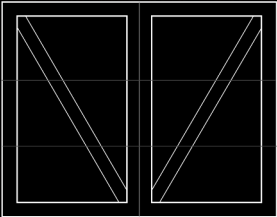
ARBOR



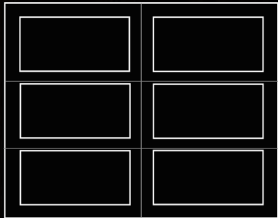
BELMONT




CAMDEN




LAKEWOOD



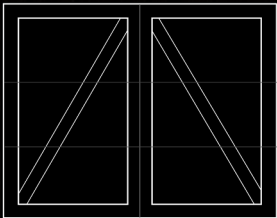
LANSING



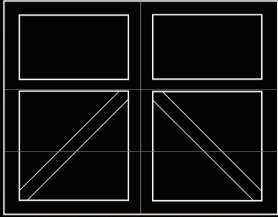
NEWBERRY



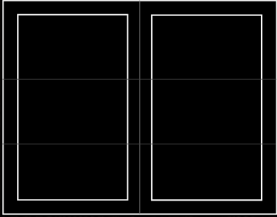
PORTLAND



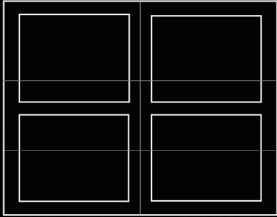
ROCHESTER



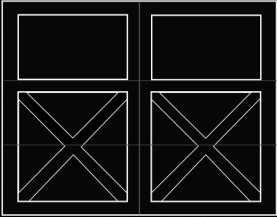
STERLING



WINDSOR




WOODBIDGE




3 SECTION V-GROOVE

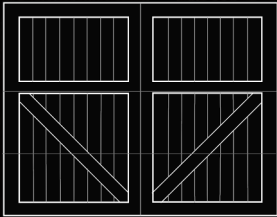
ALEXANDRIA



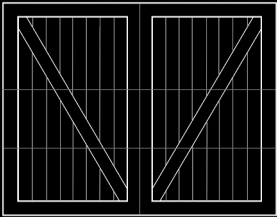
ARBOR




BELMONT




CAMDEN



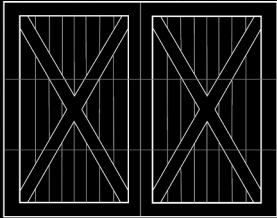
LAKEWOOD



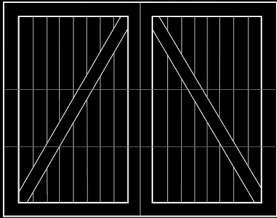
LANSING



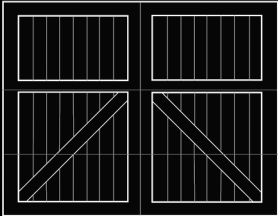
NEWBERRY



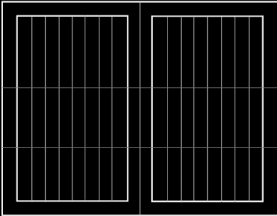
PORTLAND



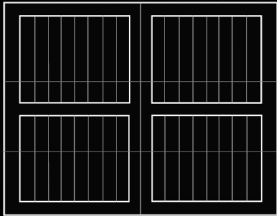
ROCHESTER



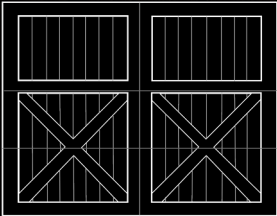
STERLING



WINDSOR



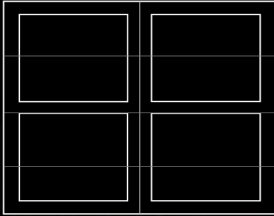
WOODBIDGE



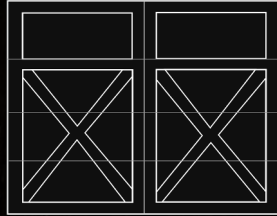


## 4 SECTION


CLEVELAND



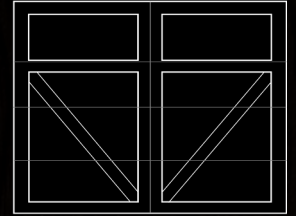
FRANKLIN



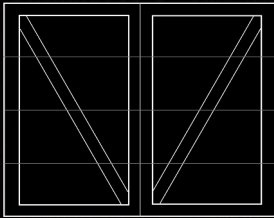
HAMPTON



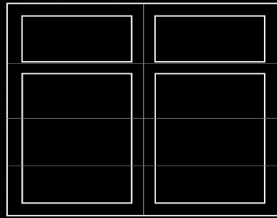
HARRINGTON



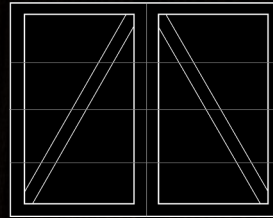
HARRISON




JEFFERSON




LINCOLN



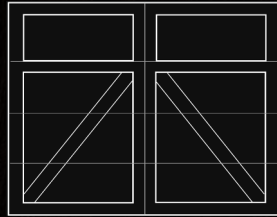
MADISON




REMINGTON



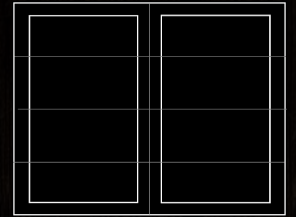
ROOSEVELT



SAVANNAH

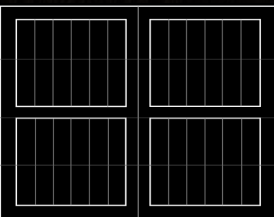


WOODLANDS

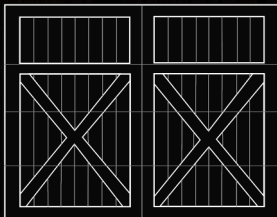


## 4 SECTION V-GROOVE

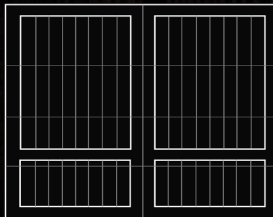
CLEVELAND



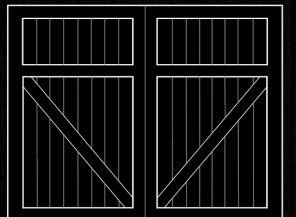
FRANKLIN



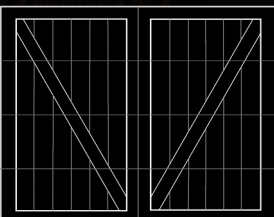
HAMPTON



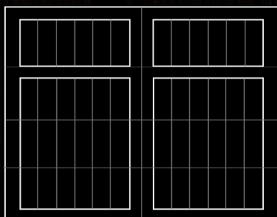
HARRINGTON




HARRISON




JEFFERSON



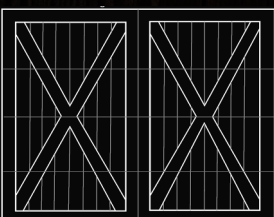
LINCOLN



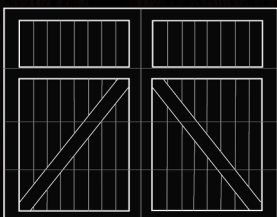
MADISON




REMINGTON



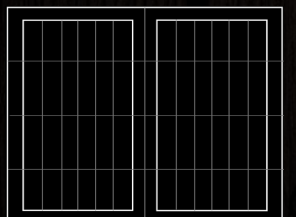
ROOSEVELT



SAVANNAH




WOODLANDS



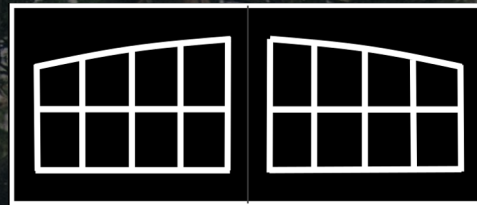


# 3 SECTION SERIES


16 LITE



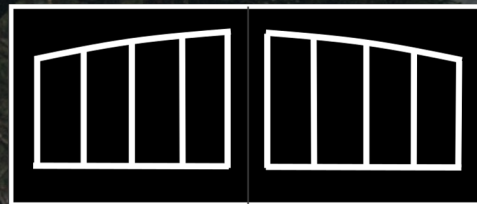
16 LITE ARCH




8 LITE




8 LITE ARCH




20 LITE




20 LITE ARCH




4 LITE



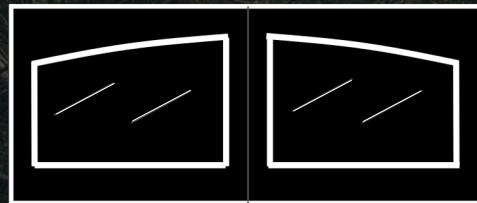
4 LITE ARCH




PLAIN




PLAIN ARCH




PRARIE



PRARIE ARCH



SOLID




SOLID ARCH



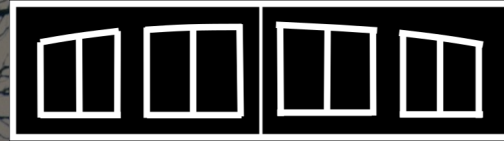


## 4 SECTION SERIES


DA 4 LITE ARCH




DA 8 LITE ARCH




PRARIE




DA 16 LITE ARCH



4 LITE



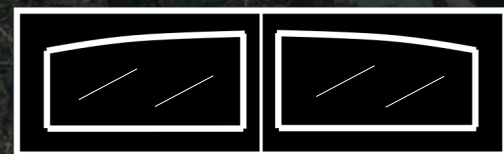
4 LITE ARCH



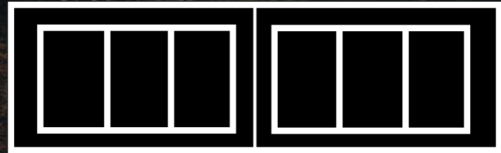
PLAIN



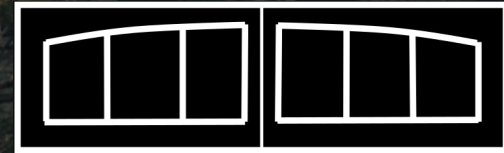
PLAIN ARCH



6 LITE




6 LITE ARCH




8 LITE




8 LITE ARCH




12 LITE




12 LITE ARCH



16 LITE



16 LITE ARCH



SOLID



PRARIE ARCH

